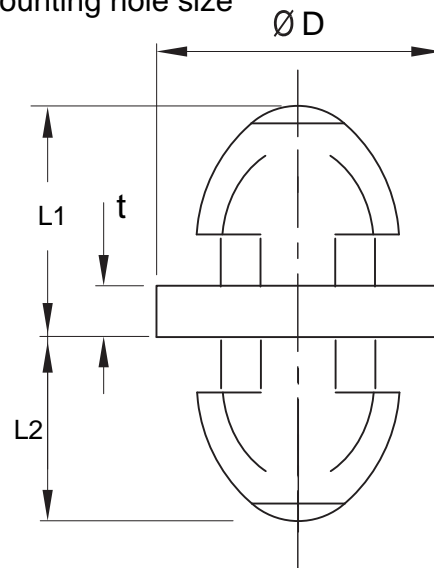
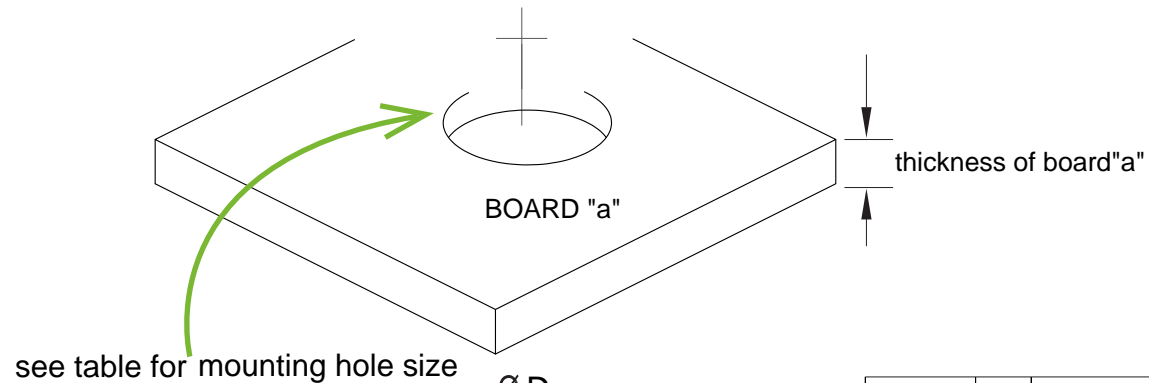
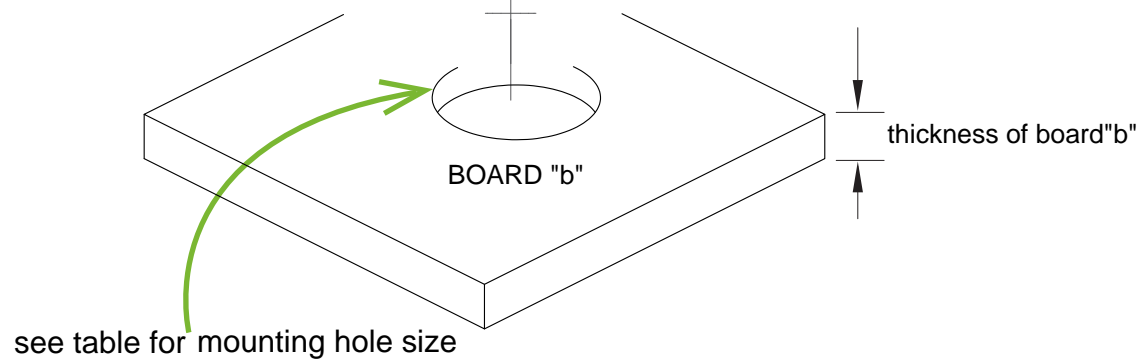

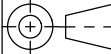


REV.	MODIFICATION.	DATE	DRN
01	PRODUCTION RELEASE	02/02/16	SFH



零件编号	t	板a 安装孔尺寸	板厚a	板b 安装孔尺寸	板厚b	L2	L1	D
DBCP01	1	φ 7.0	0.7	□ 6.0	2	10.8	6.6	φ 9.0
DBCP02	1.1	□ 7.0×9.0	3.5	□ 12.0×9.0	3.5	8.3	16.4	φ 18.0
DBCP03	1.3	□ 7.0×9.0	3.5	□ 9.0×10.0	0.7	7.8	8.7	φ 18.0
DBCP04	1.8	□ 8.0×12.0	2.5	φ 8.0	0.9	11.3	11.5	φ 19.0
DBCP05	1.8	φ 8.5	1.6	□ 9.0×6.5	2.5	9.7	10.3	□ 16.0×12.0
DBCP06	2	φ 8.0	0.7	□ 10.0	3	11.4	6.3	□ 19.0×15.0
DBCP07	3.4	φ 8.5	0.9~1.2	φ 8.5	0.9~1.2	13	14	φ 20.0



 <i>industrial fastening components</i>		ALL DIMENSIONS IN mm GENERAL TOLERANCES $\pm 0.25$ UNLESS OTHERWISE STATED 1 DECIMAL PLACE $\pm 0.25$ 2 DECIMAL PLACES $\pm 0.10$ ANGULAR $\pm 1^{\circ}$		THIRD ANGLE 	
MATERIAL: NYLON66				COLOUR: BLACK	
DESCRIPTION: DOUBLE END SNAP CLIP				PART No: SEE TABLE	
DRG No: 012-006		PROJECT NUMBER: EU12-0020		Mass:(g)	SHEET SIZE A4
DRN SFH	DATE 03/02/12	CHKD TC	DATE 03/02/12	SCALE NTS	SHEET No. 1 OF 1